



## Features

- Shielded construction
- Inductance range: 10 to 33  $\mu$ H
- Heating current up to 0.7 A
- AEC-Q200 qualified
- RoHS compliant\* and halogen free\*\*

## Applications

- Automotive systems:
  - Driver assistant
  - Information
  - Entertainment
  - Lighting
- DC/DC converters
- Power supplies

# SRU3028A Series - Shielded Power Inductors

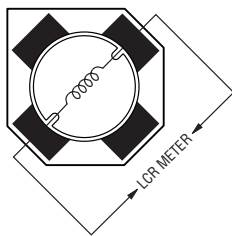
### Electrical Specifications @ 25 °C

Bourns Part Number	Inductance @ 100 KHz / 0.1 V		Q (Ref.)	Test Freq. (MHz)	SRF (MHz) Typ.	DCR ( $\Omega$ ) Max.	I rms (A)	I sat (A)
	L ( $\mu$ H)	Tol. (%)						
SRU3028A-100Y	10	$\pm$ 30	20	2.52	35	0.20	0.72	0.86
SRU3028A-150Y	15	$\pm$ 30	18	2.52	25	0.29	0.66	0.72
SRU3028A-220Y	22	$\pm$ 30	18	2.52	15	0.335	0.60	0.62
SRU3028A-330Y	33	$\pm$ 30	20	2.52	10	0.56	0.47	0.48

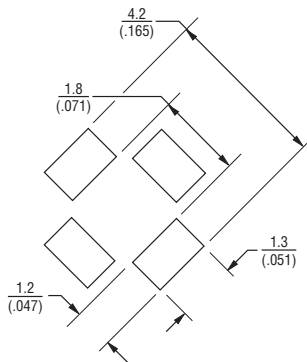
### How to Order

Model \_\_\_\_\_ **SRU3028A - 100Y**  
 Value Code (see table) \_\_\_\_\_

### Inductor Connection



### Recommended Layout



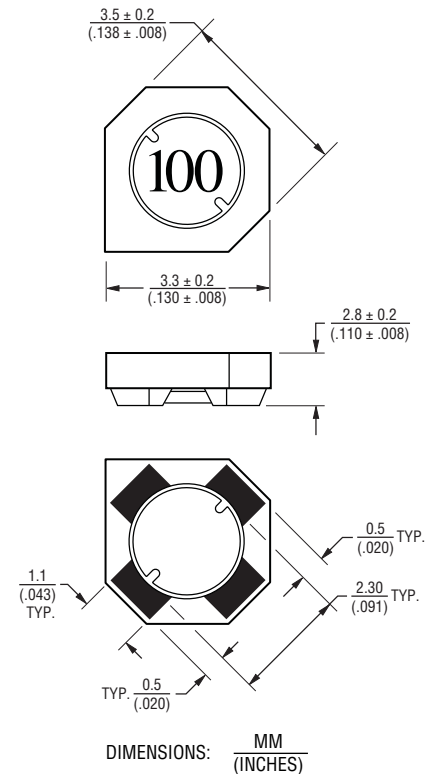
### General Specifications

Operating Temperature ..... -40 °C to +125 °C  
 (Temperature rise included)  
 Storage Temperature ..... -40 °C to +125 °C  
 Resistance to Soldering Heat ..... +250 °C for 10 sec.  
 Temperature Rise ..... 40 °C typ. at rated I rms  
 Inductance Drop ..... 35 % typ. at I sat

### Materials

Core ..... Ferrite  
 Wire ..... Enameled copper  
 Terminal Finish ..... Ag/Ni/Sn  
 Packaging ..... 600 pcs. per reel

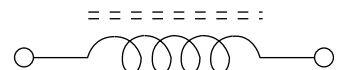
### Product Dimensions



## BOURNS®

Asia-Pacific: Tel: +886-2 2562-4117 • Fax: +886-2 2562-4116  
 Europe: Tel: +41-41 768 5555 • Fax: +41-41 768 5510  
 The Americas: Tel: +1-951 781-5500 • Fax: +1-951 781-5700  
[www.bourns.com](http://www.bourns.com)

### Electrical Schematic

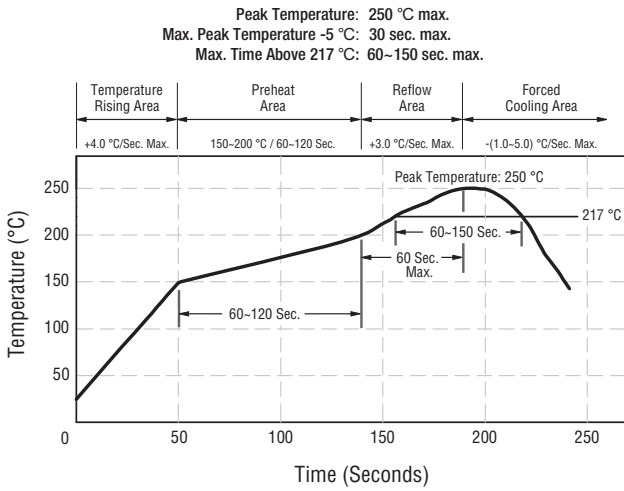


\* RoHS Directive 2002/95/EC Jan. 27, 2003 including annex and RoHS Recast 2011/65/EU June 8, 2011.  
 \*\* Bourns follows the prevailing definition of "halogen free" in the industry. Bourns considers a product to be "halogen free" if (a) the Bromine (Br) content is 900 ppm or less; (b) the Chlorine (Cl) content is 900 ppm or less; and (c) the total Bromine (Br) and Chlorine (Cl) content is 1500 ppm or less.  
 Specifications are subject to change without notice.  
 The device characteristics and parameters in this data sheet can and do vary in different applications and actual device performance may vary over time.  
 Users should verify actual device performance in their specific applications.

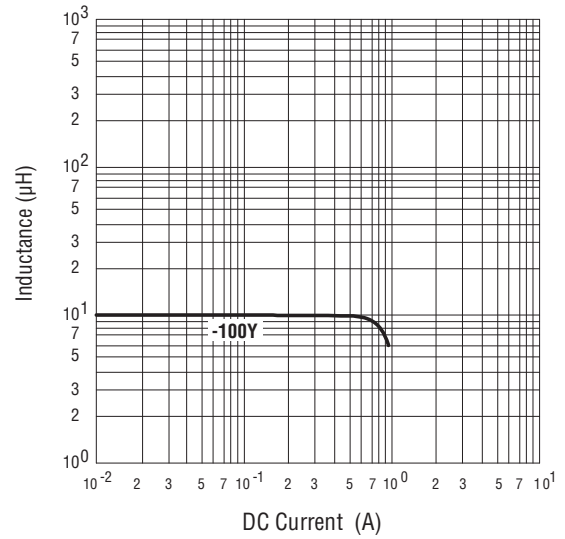
# SRU3028A Series - Shielded Power Inductors



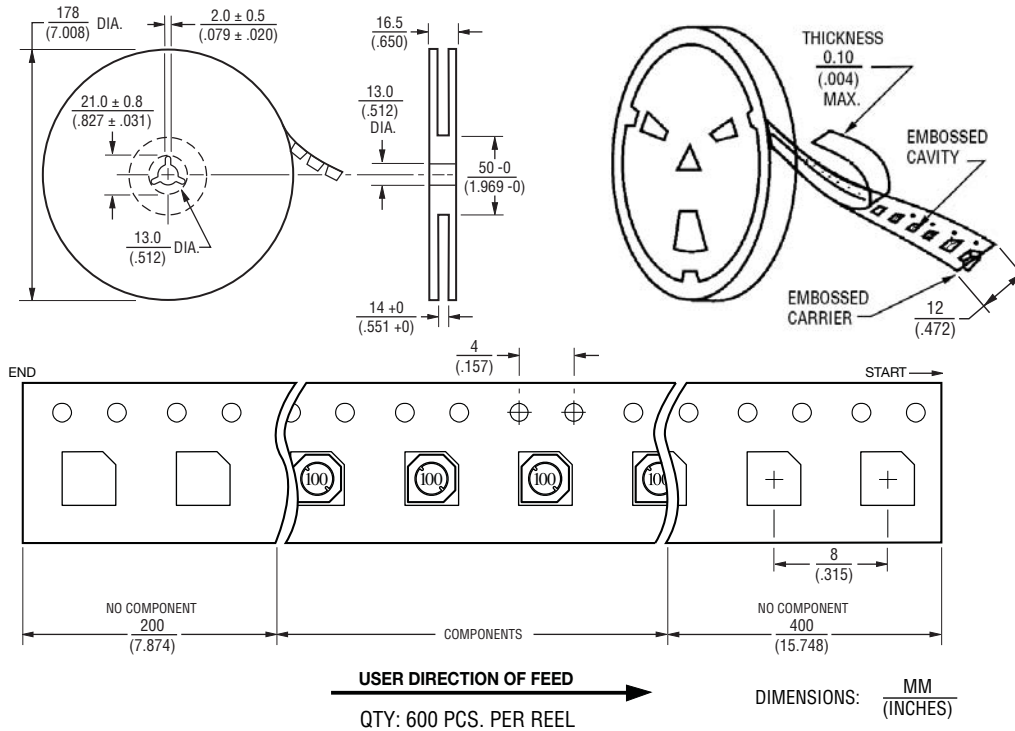
## Soldering Profile



## Inductance vs. DC Current Plot



## Packaging Specifications



# Mouser Electronics

Authorized Distributor

Click to View Pricing, Inventory, Delivery & Lifecycle Information:

Bourns:

[SRU3028A-150Y](#) [SRU3028A-220Y](#) [SRU3028A-100Y](#) [SRU3028A-330Y](#)